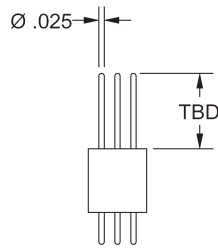
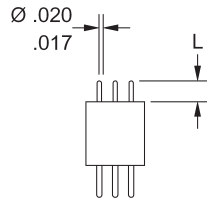


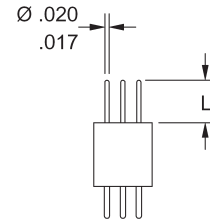
## TERMINATION STYLE - 3 ROW PLUG CONTACTS



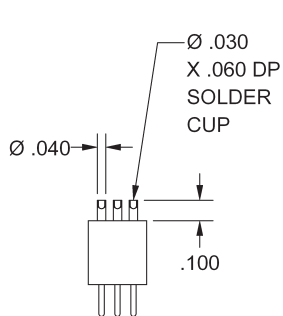
**MAE**  
STACKING  
Termination Length  
is Application  
Dependent



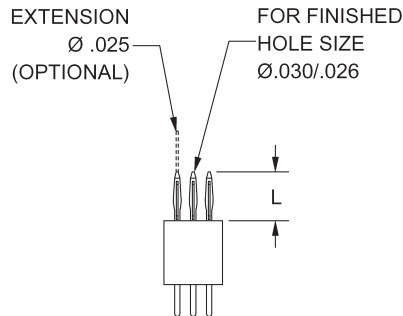
**MBE**  
FLEX CABLE  
'L'  
1 = .050  
2 = .098



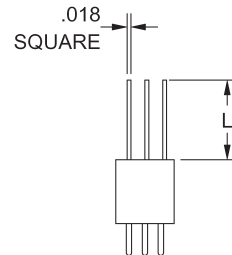
**MDE**  
DIP SOLDER STRAIGHT  
'L'  
1 = .109  
2 = .140  
3 = .172  
4 = .234  
9 = User Defined



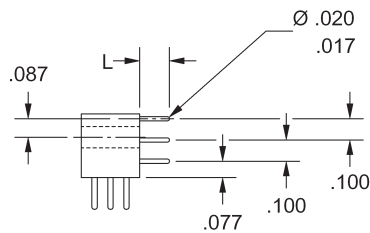
**MSE0**  
SOLDER CUP



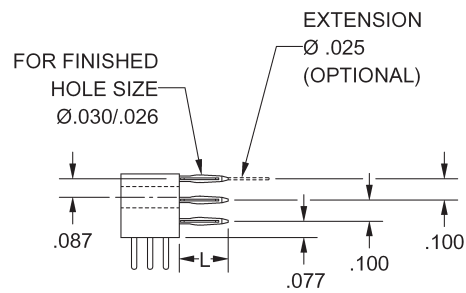
**MVE**  
COMPLIANT  
'L'  
0 = Std .230  
A = User Defined  
Extension  
(Compliant Stacking)



**MWE**  
WIRE WRAP  
'L'  
1 = .375  
2 = .500  
3 = .625



**MEE**  
DIP SOLDER RIGHT ANGLE  
'L'  
1 = .109  
2 = .140  
3 = .172  
4 = .234  
9 = User Defined



**MLE**  
COMPLIANT  
'L'  
0 = Std .230  
A = User Defined  
Extension  
(Compliant Stacking)