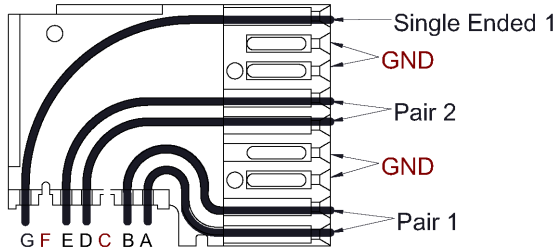


PLUG-IN MODULE WAFER TO BACKPLANE PIN MAPPING

ODD DIFFERENTIAL PLUG IN MODULE

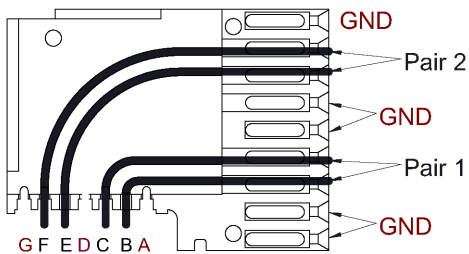
Daughter Card Mating Face



Daughter Card Row						
A	B	C	D	E	F	G
Pair 1	GND	Pair 2	GND	Single Ended 1		

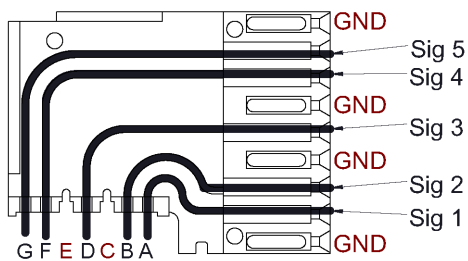
Daughter Card Row PCB Face

EVEN DIFFERENTIAL PLUG IN MODULE



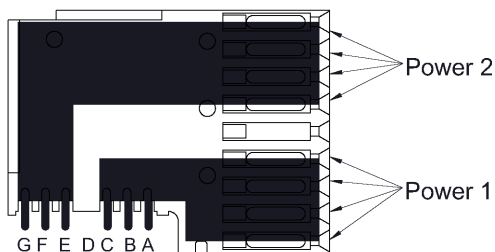
Daughter Card Row						
A	B	C	D	E	F	G
GND	Pair 1	GND	Pair 2	GND		

SINGLE-ENDED PLUG IN MODULE



Daughter Card Row						
A	B	C	D	E	F	G
Sig 1	Sig 2	GND	Sig 3	GND	Sig 4	Sig 5

POWER PLUG IN MODULE



Daughter Card Row						
A	B	C	D	E	F	G
Power 1	NOT USED	Power 2				